

Signify Classified - Internal
Cooper Lighting Solutions Photometric Lab
1121 Highway 74 South
Peachtree City, GA 30269



Scaled data based on original data using
LM-79-08 Approved Method: Electrical and Photometric Measurements of Solid-
State Lighting Products

Test Report Prepared for
Cooper Lighting Solutions
(formerly Eaton)

Brand: INVUE

Report Number: P868506

Luminaire Tested: **EMM2-HTN-SA3A-740-U-T2U-HSS**

Issue Date: 08/22/2024



Test Information

Test Method: LM-79-08
Report Number: P868506
Test Lab: INNOVATION CENTER(G3)
Issue Date: 08/22/2024
Manufacturer: COOPER LIGHTING SOLUTIONS (FORMERLY EATON)
Product Line: INVUE
Catalog Number: EMM2-HTN-SA3A-740-U-T2U-HSS
Description: EPIC MODERN TALL HOUSING DISCRETE LED ARRAYS 130W 70CRI 4000K
FIXTURE w/ TYPE II URBAN DISTRIBUTION OPTIC AND HOUSE SIDE SHIELD
Light Source: (30) 4000K CCT, 70 CRI LEDS
Ballast/Driver: ELECTRONIC DRIVER

Summary

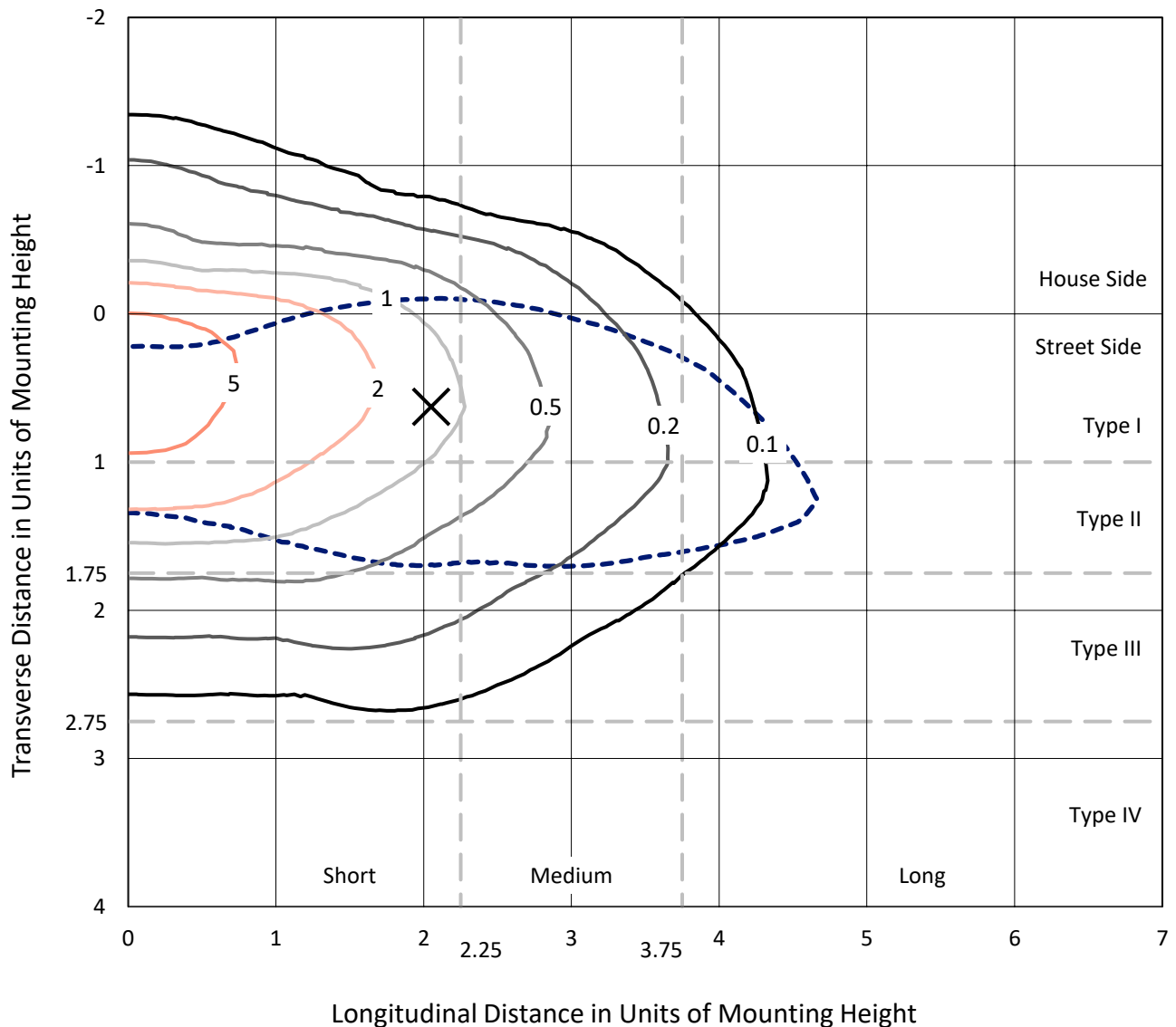
Lumens per Lamp: N/A
Luminaire Lumens: 11439.3 lumens
Efficiency: N/A
Efficacy: 101.2 lumens/watt
Luminous Opening: Rectangular (W 1' x L: 0.33' x H: 0')
IES Classification: Type II - Short
BUG Rating: B1 - U0 - G2

Input Watts (W): 113
Input Voltage (V): 120
Input Current (A_{in}): NR
Voltage Rise (V): NR
Power Factor: 0.99
Total Harmonic Distortion (THDi): 7.77%
Frequency (hertz): 60
Stabilization Time: NR
Operation Time: NR
Ambient Temperature (°C): NR
Test Distance: 24 FT

REPORT NUMBER: P868506
 CATALOG NUMBER: EMM2-HTN-SA3A-740-U-T2U-HSS

Iso-Footcandle Lines of Horizontal Illumination

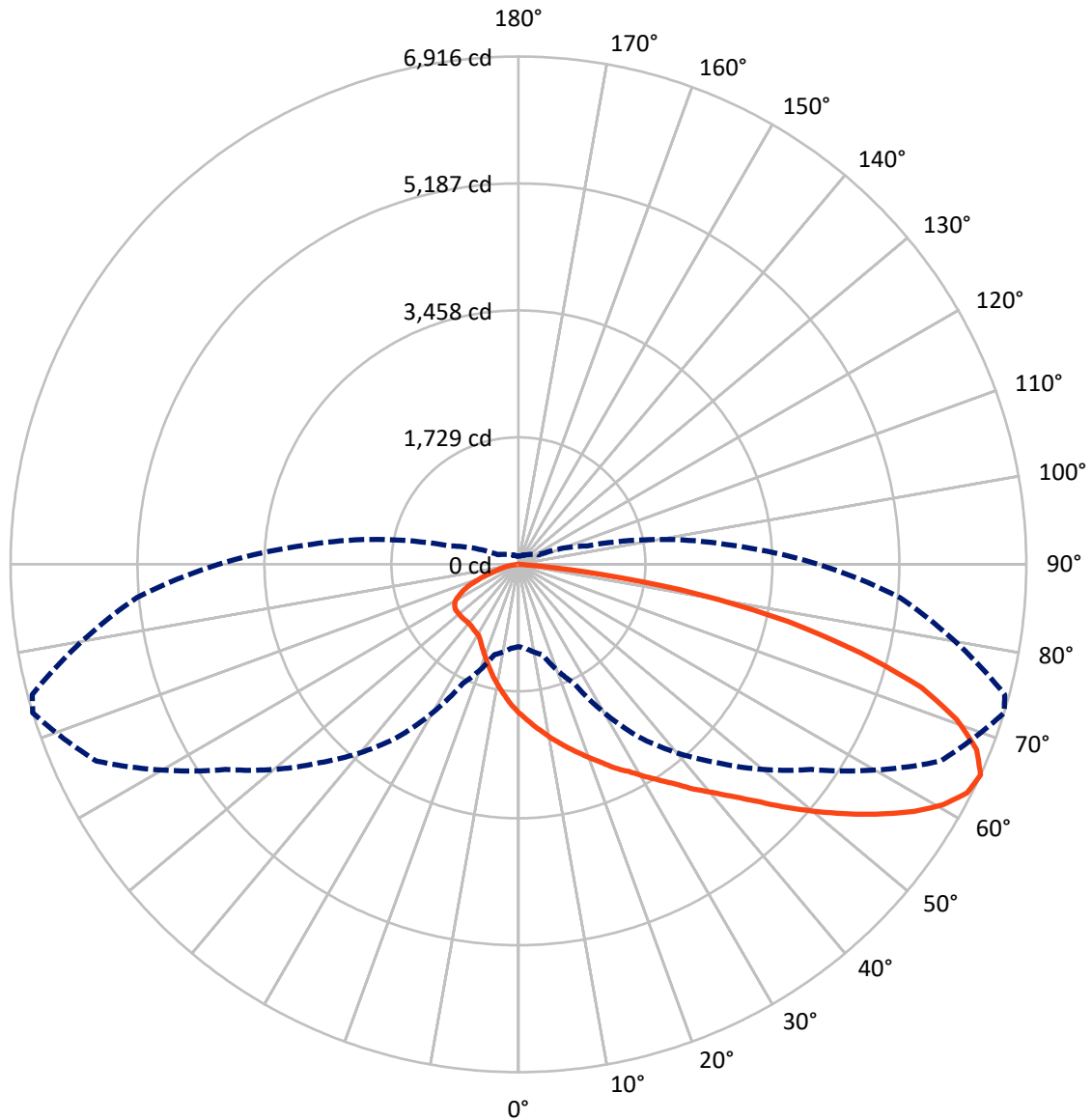
✕ Max cd
 - - - 1/2 Max cd



Based on 20 foot mounting height. Maximum calculated value = 8.2 fc
 Type II - Short - N/A

REPORT NUMBER: P868506
CATALOG NUMBER: EMM2-HTN-SA3A-740-U-T2U-HSS

Luminous Intensity Polar Plot



— Vertical Plane Through 73-Deg Lateral - - - Horizontal Cone Through 65-Deg Vertical

REPORT NUMBER: P868506
 CATALOG NUMBER: EMM2-HTN-SA3A-740-U-T2U-HSS

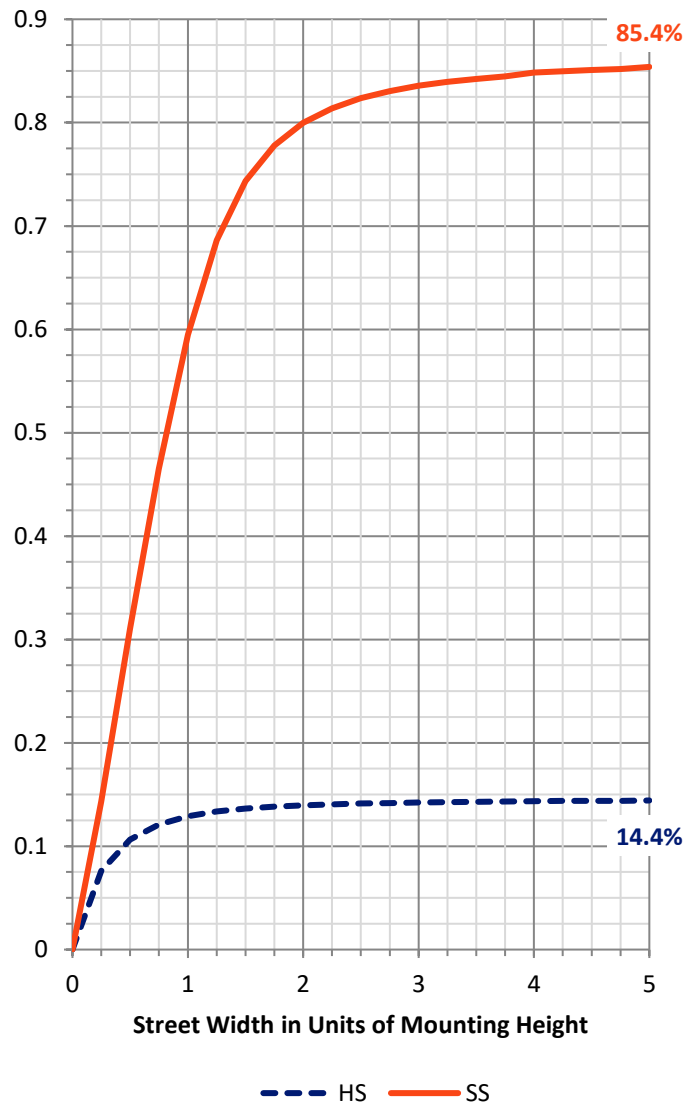
FLUX DISTRIBUTION:

		Downward	Upward	Total
House Side	Lumens	1663.5	0.0	1663.5
	% Fixture	14.5	0.0	14.5
Street Side	Lumens	9775.9	0.0	9775.9
	% Fixture	85.5	0.0	85.5
Total	Lumens	11439.3	0.0	11439.3
	% Fixture	100.0	0.0	100.0

Coefficient of Utilization

ZONAL LUMENS:

Zone	Lumens	% Fixture
0°-10°	195.9	1.7
10°-20°	595.3	5.2
20°-30°	997.0	8.7
30°-40°	1504.0	13.1
40°-50°	2125.1	18.6
50°-60°	2391.2	20.9
60°-70°	2144.2	18.7
70°-80°	1304.1	11.4
80°-90°	182.5	1.6
90°-100°	0.0	0.0
100°-110°	0.0	0.0
110°-120°	0.0	0.0
120°-130°	0.0	0.0
130°-140°	0.0	0.0
140°-150°	0.0	0.0
150°-160°	0.0	0.0
160°-170°	0.0	0.0
170°-180°	0.0	0.0
0°-90°	11439.3	100.0
0°-180°	11439.3	100.0



REPORT NUMBER: P868506

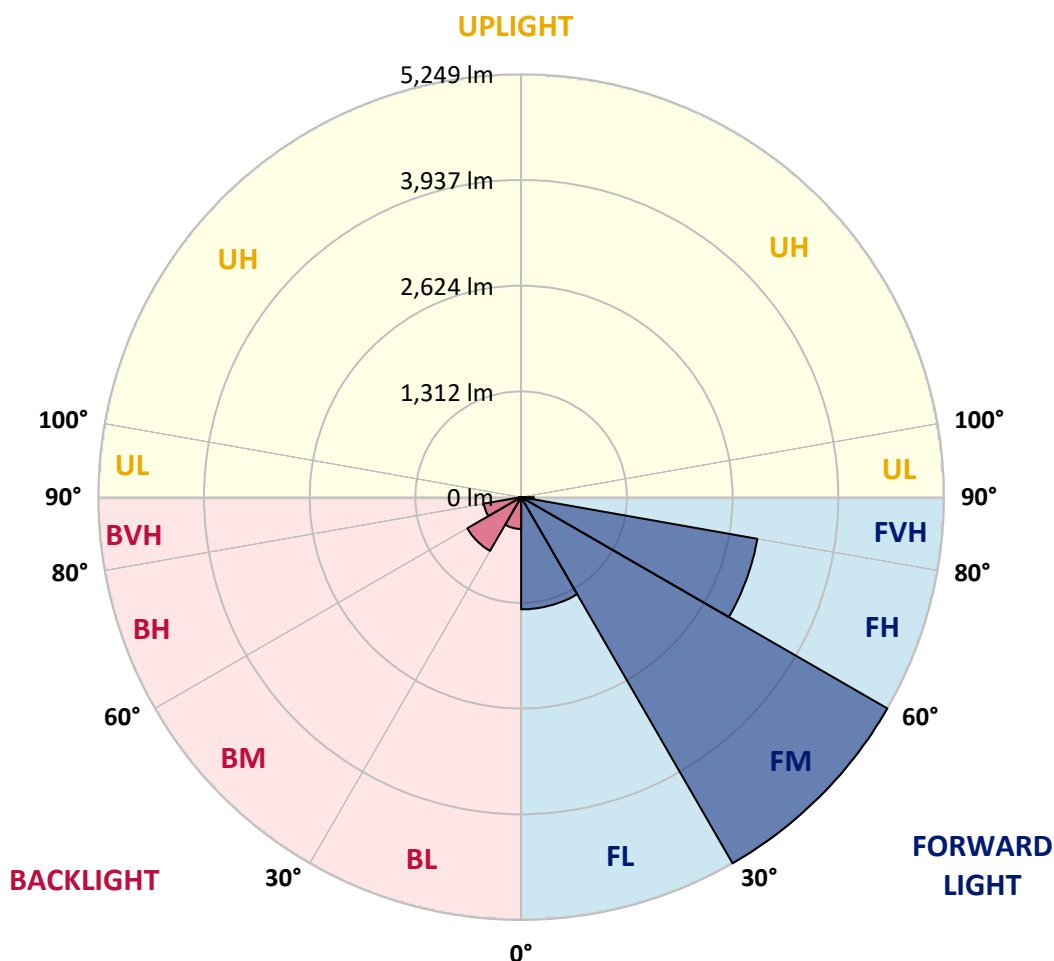
CATALOG NUMBER: EMM2-HTN-SA3A-740-U-T2U-HSS

LUMINAIRE CLASSIFICATION SYSTEM LUMEN TABLE AND BUG RATING:

Zone	Lumens	% Fixture	Zone Rating/Lumen Limit		
			B	U	G
FL (0°-30°)	1393.1	12.2			
FM (30°-60°)	5248.9	45.9			
FH (60°-80°)	2977.2	26.0			G2/5000
FVH (80°-90°)	156.8	1.4			G2/225
BL (0°-30°)	395.2	3.5	B1/500		
BM (30°-60°)	771.4	6.7	B1/1000		
BH (60°-80°)	471.2	4.1	B1/500		G1/500
BVH (80°-90°)	25.7	0.2			G1/100
UL (90°-100°)	0.0	0.0		U0/0	
UH (100°-180°)	0.0	0.0		U0/0	

BUG Rating: B1-U0-G2

Type II Short





REPORT NUMBER: P868506

CATALOG NUMBER: EMM2-HTN-SA3A-740-U-T2U-HSS

CANDELA DISTRIBUTION (FULL):

	0°	5°	15°	25°	35°	45°	55°	65°	73°	75°	85°
0°	2029.4	2029.4	2029.4	2029.4	2029.4	2029.4	2029.4	2029.4	2029.4	2029.4	2029.4
2.5°	2342.3	2328.9	2308.7	2291.9	2261.6	2221.2	2187.5	2143.8	2113.5	2103.4	2059.6
5°	2682.2	2665.4	2641.9	2601.5	2520.7	2473.6	2386.1	2285.1	2204.4	2187.5	2086.6
7.5°	3032.3	3025.5	2971.7	2911.1	2813.5	2709.2	2574.6	2416.4	2298.6	2271.7	2116.9
10°	3328.4	3298.1	3267.8	3210.6	3106.3	2958.2	2783.2	2564.5	2399.6	2355.8	2147.1
12.5°	3506.8	3496.7	3469.8	3402.5	3301.5	3173.6	2964.9	2709.2	2497.2	2436.6	2177.4
15°	3638.0	3648.1	3621.2	3577.5	3473.1	3352.0	3150.0	2860.6	2601.5	2530.8	2211.1
17.5°	3762.6	3755.8	3752.5	3702.0	3607.7	3486.6	3281.3	2985.1	2705.8	2628.4	2244.7
20°	3833.2	3836.6	3829.9	3809.7	3718.8	3601.0	3409.2	3133.2	2820.2	2732.7	2288.5
22.5°	3870.2	3883.7	3897.2	3893.8	3819.8	3728.9	3530.3	3251.0	2938.0	2847.2	2342.3
25°	3893.8	3903.9	3934.2	3974.6	3907.3	3833.2	3665.0	3392.4	3076.0	2971.7	2406.3
27.5°	3914.0	3927.5	3964.5	4025.1	3971.2	3927.5	3782.7	3513.5	3193.8	3099.6	2480.3
30°	4045.2	4062.1	4062.1	4092.4	4031.8	4021.7	3914.0	3658.2	3341.9	3240.9	2574.6
32.5°	4391.9	4358.2	4297.7	4267.4	4122.7	4126.0	4041.9	3802.9	3500.0	3399.1	2692.3
35°	4691.4	4691.4	4617.4	4519.8	4287.6	4240.4	4190.0	3994.8	3671.7	3574.1	2847.2
37.5°	4980.8	4984.2	4906.8	4822.7	4556.8	4388.5	4361.6	4179.9	3883.7	3769.3	3008.7
40°	5162.6	5182.8	5162.6	5098.6	4842.9	4647.7	4529.9	4388.5	4085.6	3998.1	3193.8
42.5°	5192.9	5233.2	5307.3	5327.5	5051.5	4879.9	4745.3	4603.9	4327.9	4230.3	3405.8
45°	5115.5	5128.9	5293.8	5317.4	5206.3	5065.0	4974.1	4856.3	4617.4	4533.2	3641.4
47.5°	4903.4	4876.5	4933.7	5139.0	5182.8	5176.0	5199.6	5142.4	4953.9	4846.2	3900.5
50°	4449.1	4459.2	4644.3	4893.3	5044.8	5216.4	5367.9	5431.8	5293.8	5186.1	4179.9
52.5°	3621.2	3668.3	4021.7	4610.6	4873.1	5189.5	5489.0	5704.4	5647.2	5542.9	4455.8
55°	2975.0	3045.7	3399.1	4156.3	4637.6	5058.2	5559.7	5990.5	6000.6	5919.8	4708.2
57.5°	2328.9	2386.1	2759.7	3452.9	4301.0	4853.0	5569.8	6236.1	6350.6	6256.3	4930.4
60°	1824.1	1864.4	2083.2	2877.4	3887.1	4560.2	5495.8	6431.3	6646.7	6576.1	5122.2
62.5°	1383.2	1413.5	1608.7	2275.0	3378.9	4216.9	5246.7	6502.0	6855.4	6788.1	5229.9
65°	1120.7	1147.6	1275.5	1787.0	2877.4	3819.8	4869.8	6340.5	6916.0	6855.4	5216.4
67.5°	915.4	925.5	1029.8	1393.3	2433.2	3372.2	4317.8	5919.8	6730.9	6727.5	5061.6
70°	740.4	767.3	854.8	1110.6	2022.6	2857.3	3675.1	5260.2	6330.4	6364.0	4752.0
72.5°	629.3	636.1	713.5	918.8	1649.1	2318.8	3042.4	4499.6	5741.4	5768.4	4267.4
75°	531.7	541.8	599.0	743.8	1339.4	1840.9	2446.7	3634.7	4805.8	4920.3	3594.3
77.5°	457.7	461.1	501.4	612.5	952.4	1383.2	1793.8	2726.0	3762.6	3843.3	2823.6
80°	360.1	366.8	410.6	484.6	663.0	898.6	1238.5	1864.4	2514.0	2604.8	1955.3
82.5°	168.3	188.5	198.6	265.9	346.6	444.2	585.6	777.4	1137.5	1134.2	912.0
85°	16.8	13.5	13.5	20.2	30.3	30.3	37.0	43.8	87.5	104.3	80.8
87.5°	0.0	0.0	0.0	3.4	6.7	6.7	6.7	10.1	10.1	10.1	10.1
90°	0.0	0.0	0.0	0.0	0.0	0.0	0.0	0.0	0.0	0.0	0.0



REPORT NUMBER: P868506

CATALOG NUMBER: EMM2-HTN-SA3A-740-U-T2U-HSS

CANDELA DISTRIBUTION (continued):

	90°	95°	105°	115°	125°	135°	145°	155°	165°	175°	180°
0°	2029.4	2029.4	2029.4	2029.4	2029.4	2029.4	2029.4	2029.4	2029.4	2029.4	2029.4
2.5°	2039.5	2009.2	1955.3	1904.8	1871.2	1844.3	1800.5	1773.6	1753.4	1726.5	1723.1
5°	2032.7	1978.9	1871.2	1780.3	1692.8	1618.8	1541.4	1494.3	1443.8	1420.2	1440.4
7.5°	2039.5	1952.0	1783.7	1645.7	1514.4	1396.7	1295.7	1231.7	1184.6	1161.1	1164.4
10°	2042.8	1928.4	1709.6	1517.8	1349.5	1211.6	1097.1	1009.6	952.4	939.0	922.1
12.5°	2036.1	1898.1	1635.6	1393.3	1191.4	1039.9	905.3	838.0	780.8	753.9	753.9
15°	2042.8	1874.5	1558.2	1278.9	1050.0	875.0	760.6	686.5	652.9	629.3	632.7
17.5°	2042.8	1854.4	1484.2	1167.8	912.0	750.5	646.2	585.6	551.9	538.5	535.1
20°	2066.4	1837.5	1413.5	1063.5	790.9	639.4	555.3	508.2	481.3	467.8	461.1
22.5°	2083.2	1824.1	1349.5	962.5	689.9	558.7	488.0	444.2	424.0	417.3	417.3
25°	2113.5	1820.7	1292.3	864.9	609.1	498.1	434.1	400.5	383.7	376.9	376.9
27.5°	2157.2	1827.4	1238.5	780.8	548.6	437.5	390.4	363.5	353.4	350.0	346.6
30°	2221.2	1857.7	1204.8	716.8	491.4	400.5	356.7	339.9	333.2	329.8	329.8
32.5°	2305.3	1911.6	1191.4	683.2	457.7	370.2	333.2	319.7	313.0	313.0	309.6
35°	2409.6	1972.1	1181.3	652.9	434.1	350.0	316.4	302.9	299.5	299.5	299.5
37.5°	2534.2	2036.1	1164.4	632.7	420.7	333.2	302.9	289.4	289.4	289.4	289.4
40°	2672.2	2130.3	1161.1	619.2	410.6	323.1	289.4	276.0	276.0	276.0	276.0
42.5°	2827.0	2231.3	1157.7	609.1	403.9	316.4	276.0	262.5	262.5	262.5	262.5
45°	3015.4	2359.2	1164.4	602.4	403.9	309.6	265.9	249.0	245.7	245.7	245.7
47.5°	3200.5	2480.3	1171.2	595.7	397.1	299.5	252.4	235.6	232.2	228.8	228.8
50°	3399.1	2604.8	1171.2	589.0	390.4	289.4	242.3	218.8	215.4	212.0	212.0
52.5°	3594.3	2709.2	1174.5	578.9	373.6	272.6	225.5	205.3	198.6	195.2	191.8
55°	3782.7	2820.2	1177.9	562.0	353.4	255.8	215.4	191.8	181.7	175.0	175.0
57.5°	3924.1	2911.1	1161.1	528.4	326.4	238.9	198.6	175.0	161.5	154.8	154.8
60°	4058.7	2968.3	1130.8	477.9	299.5	222.1	185.1	158.2	144.7	138.0	138.0
62.5°	4112.6	2978.4	1060.1	390.4	265.9	205.3	168.3	144.7	134.6	131.3	131.3
65°	4082.3	2934.7	965.9	309.6	235.6	185.1	154.8	134.6	121.2	111.1	111.1
67.5°	3917.4	2783.2	838.0	245.7	205.3	168.3	141.3	121.2	107.7	97.6	97.6
70°	3604.4	2540.9	652.9	195.2	178.4	148.1	127.9	111.1	97.6	87.5	87.5
72.5°	3143.3	2204.4	474.5	164.9	154.8	131.3	114.4	101.0	87.5	80.8	80.8
75°	2591.4	1699.5	336.5	141.3	138.0	117.8	104.3	90.9	80.8	74.0	74.0
77.5°	1945.2	1184.6	262.5	124.5	121.2	107.7	94.2	84.1	74.0	70.7	67.3
80°	1295.7	733.7	198.6	94.2	90.9	84.1	77.4	70.7	60.6	53.8	53.8
82.5°	578.9	309.6	101.0	53.8	47.1	40.4	33.7	23.6	23.6	20.2	20.2
85°	60.6	40.4	20.2	13.5	13.5	10.1	10.1	10.1	6.7	6.7	6.7
87.5°	10.1	10.1	6.7	6.7	6.7	3.4	3.4	3.4	3.4	3.4	3.4
90°	0.0	0.0	0.0	0.0	0.0	0.0	0.0	0.0	0.0	0.0	0.0

LM-79-2019: Approved Method: Electrical and Photometric Measurements of Solid-
State Lighting Products

Report Prepared for

Cooper Lighting Solutions

Streetworks

Report Number: SP1-2407-157-5

Test Date: 08/07/2024

Luminaire Tested: MEM2-HTN-SA-40-740-U-5WQ-2

Data in this report applies to families of products including MEM2-HTN-SA-40-740-U-5WQ-2

Test Information

Test Method: LM-79-2019
 Report Number: SP1-2407-157-5
 Test Lab: COOPER LIGHTING SOLUTIONS
 Photometer: SP1 - 76IN SPHERE
 Measurement Geometry: 4π
 Issue Date: 08/20/2024
 Manufacturer: COOPER LIGHTING SOLUTIONS
 Product Line: Streetworks
 Catalog Number: **MEM2-HTN-SA-40-740-U-5WQ-2**
 Description: Epic Modern Light Square 40W 5WQ Optic and Flare Trim

Spectral Parameters

CCT (K): 3915
 CIE u': 0.2262
 CIE v': 0.5044
 Duv: 0.0010
 CIE x: 0.3850
 CIE y: 0.3816
 CIE z: 0.2334
 Peak Wavelength (nm): 449
 Dominant Wavelength (nm): 578
 Purity: 30.05482
 Rf: 73.2
 Rg: 93.9

CRI (Ra):	71.0		
R1:	67.6	R9:	-38.4
R2:	78.3	R10:	48.9
R3:	87.1	R11:	65.3
R4:	69.7	R12:	40.4
R5:	67.4	R13:	69.3
R6:	69.3	R14:	92.6
R7:	79.7	R15:	59.9
R8:	48.7		



Test Conditions

Stabilization Time: 21M
 Operation Time: 1H 21M
 Sphere Temperature (°C): 24.2

REPORT NUMBER: SP1-2407-157-5

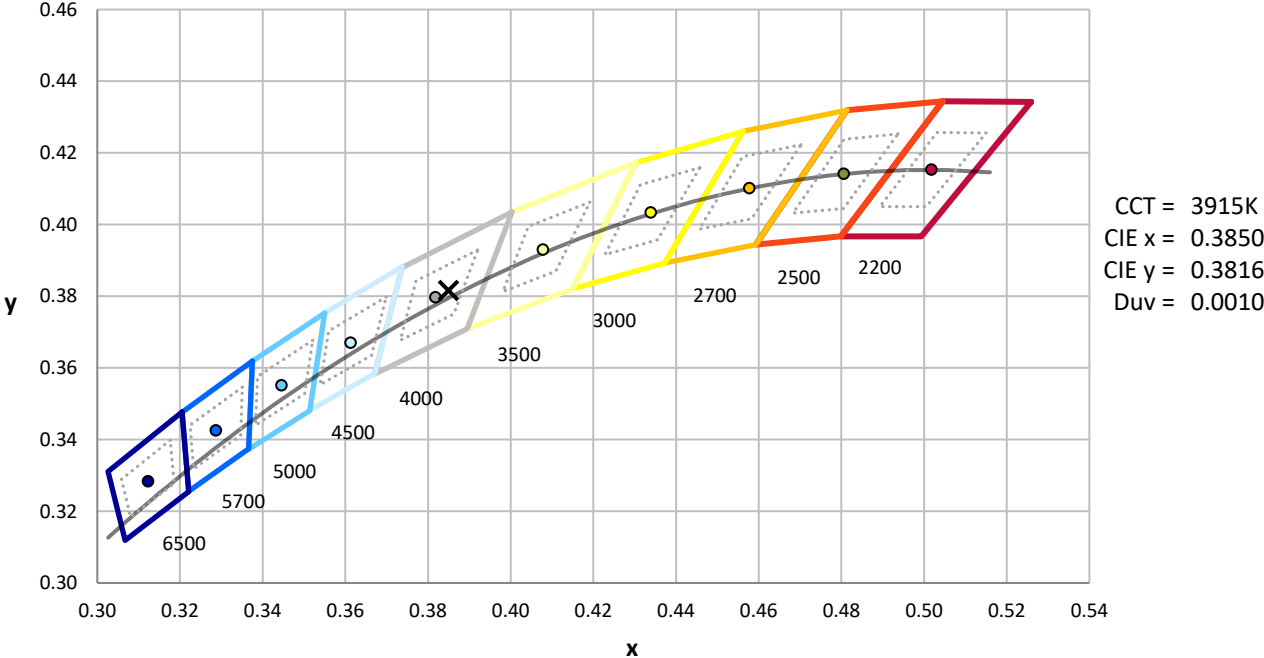
Measurement and Test Equipment			
Instrument	Identification Number	Calibration Date	Calibration Due Date
Photometer	IN0058	6/18/2024	12/18/2024
Power Meter	INXT2011004	2/8/2024	2/8/2025
AC Power Source	IN0063	10/24/2023	10/24/2024
DC Power Source	IN0208	10/24/2023	10/24/2024
Sphere Thermometer	IN0085	10/24/2023	10/24/2024
Room Thermometer	IN0046	10/24/2023	10/24/2024

REPORT NUMBER: SP1-2407-157-5

CIE 1931 Chromaticity Diagram



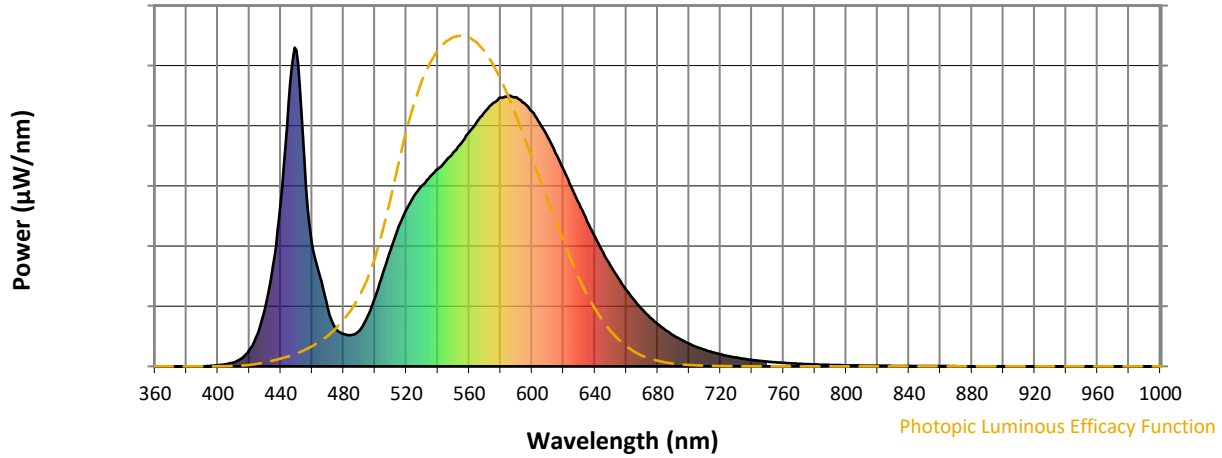
CIE 1931 Chromaticity Diagram with 2017 ANSI 7-Step and 4-Step Quadrangles



Point lies inside the ANSI 4000K 4-step quadrangle

REPORT NUMBER: SP1-2407-157-5

Photopic Flux vs. Wavelength



Photopic Lumens: NR

λ (nm)	Power W [^] /nm	Lumens (φ/nm)	λ (nm)	Power W [^] /nm	Lumens (φ/nm)	λ (nm)	Power W [^] /nm	Lumens (φ/nm)	λ (nm)	Power W [^] /nm	Lumens (φ/nm)	λ (nm)	Power W [^] /nm	Lumens (φ/nm)
360	0	NR	490	112	NR	620	618	NR	750	15	NR	880	0	NR
365	0	NR	495	153	NR	625	563	NR	755	13	NR	885	0	NR
370	0	NR	500	216	NR	630	510	NR	760	11	NR	890	0	NR
375	0	NR	505	291	NR	635	456	NR	765	9	NR	895	0	NR
380	0	NR	510	366	NR	640	407	NR	770	8	NR	900	0	NR
385	0	NR	515	436	NR	645	359	NR	775	7	NR	905	0	NR
390	0	NR	520	492	NR	650	316	NR	780	6	NR	910	0	NR
395	2	NR	525	536	NR	655	277	NR	785	5	NR	915	0	NR
400	4	NR	530	567	NR	660	240	NR	790	4	NR	920	0	NR
405	7	NR	535	596	NR	665	208	NR	795	4	NR	925	0	NR
410	12	NR	540	619	NR	670	179	NR	800	3	NR	930	0	NR
415	25	NR	545	644	NR	675	154	NR	805	3	NR	935	0	NR
420	51	NR	550	671	NR	680	133	NR	810	3	NR	940	0	NR
425	100	NR	555	701	NR	685	114	NR	815	2	NR	945	0	NR
430	180	NR	560	735	NR	690	98	NR	820	2	NR	950	0	NR
435	315	NR	565	768	NR	695	83	NR	825	2	NR	955	0	NR
440	514	NR	570	798	NR	700	71	NR	830	1	NR	960	0	NR
445	828	NR	575	825	NR	705	61	NR	835	1	NR	965	0	NR
450	992	NR	580	843	NR	710	52	NR	840	1	NR	970	0	NR
455	652	NR	585	848	NR	715	44	NR	845	1	NR	975	0	NR
460	382	NR	590	844	NR	720	38	NR	850	1	NR	980	0	NR
465	282	NR	595	826	NR	725	32	NR	855	1	NR	985	0	NR
470	180	NR	600	800	NR	730	28	NR	860	1	NR	990	0	NR
475	119	NR	605	762	NR	735	24	NR	865	1	NR	995	0	NR
480	101	NR	610	719	NR	740	20	NR	870	1	NR	1000	0	NR
485	98	NR	615	669	NR	745	17	NR	875	0	NR			

REPORT NUMBER: SP1-2407-157-5

Scotopic Flux vs. Wavelength



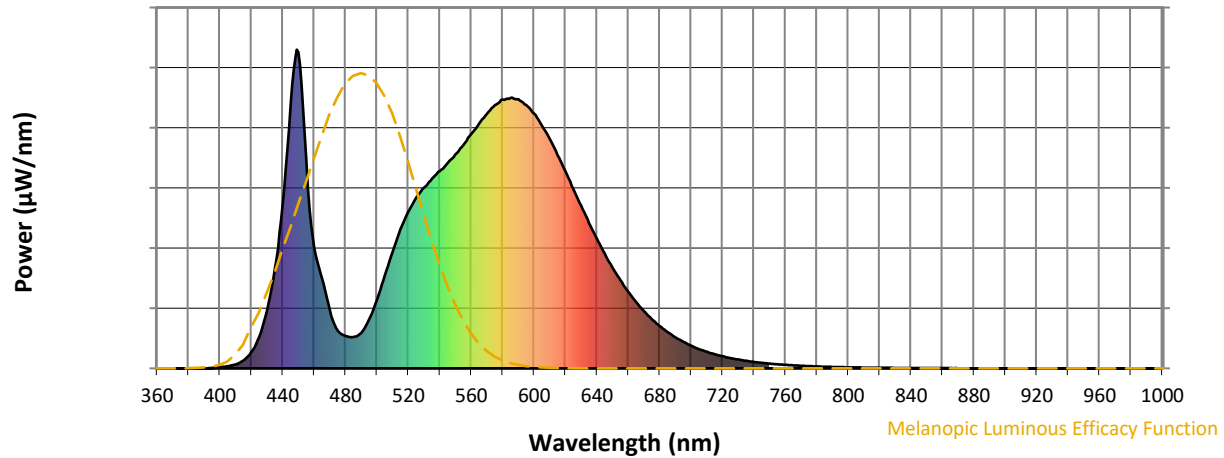
Scotopic Lumens: NR

S/P: 1.49

λ (nm)	Power W [^] /nm	Lumens (ϕ /nm)	λ (nm)	Power W [^] /nm	Lumens (ϕ /nm)	λ (nm)	Power W [^] /nm	Lumens (ϕ /nm)	λ (nm)	Power W [^] /nm	Lumens (ϕ /nm)	λ (nm)	Power W [^] /nm	Lumens (ϕ /nm)
360	0	NR	490	112	NR	620	618	NR	750	15	NR	880	0	NR
365	0	NR	495	153	NR	625	563	NR	755	13	NR	885	0	NR
370	0	NR	500	216	NR	630	510	NR	760	11	NR	890	0	NR
375	0	NR	505	291	NR	635	456	NR	765	9	NR	895	0	NR
380	0	NR	510	366	NR	640	407	NR	770	8	NR	900	0	NR
385	0	NR	515	436	NR	645	359	NR	775	7	NR	905	0	NR
390	0	NR	520	492	NR	650	316	NR	780	6	NR	910	0	NR
395	2	NR	525	536	NR	655	277	NR	785	5	NR	915	0	NR
400	4	NR	530	567	NR	660	240	NR	790	4	NR	920	0	NR
405	7	NR	535	596	NR	665	208	NR	795	4	NR	925	0	NR
410	12	NR	540	619	NR	670	179	NR	800	3	NR	930	0	NR
415	25	NR	545	644	NR	675	154	NR	805	3	NR	935	0	NR
420	51	NR	550	671	NR	680	133	NR	810	3	NR	940	0	NR
425	100	NR	555	701	NR	685	114	NR	815	2	NR	945	0	NR
430	180	NR	560	735	NR	690	98	NR	820	2	NR	950	0	NR
435	315	NR	565	768	NR	695	83	NR	825	2	NR	955	0	NR
440	514	NR	570	798	NR	700	71	NR	830	1	NR	960	0	NR
445	828	NR	575	825	NR	705	61	NR	835	1	NR	965	0	NR
450	992	NR	580	843	NR	710	52	NR	840	1	NR	970	0	NR
455	652	NR	585	848	NR	715	44	NR	845	1	NR	975	0	NR
460	382	NR	590	844	NR	720	38	NR	850	1	NR	980	0	NR
465	282	NR	595	826	NR	725	32	NR	855	1	NR	985	0	NR
470	180	NR	600	800	NR	730	28	NR	860	1	NR	990	0	NR
475	119	NR	605	762	NR	735	24	NR	865	1	NR	995	0	NR
480	101	NR	610	719	NR	740	20	NR	870	1	NR	1000	0	NR
485	98	NR	615	669	NR	745	17	NR	875	0	NR			

REPORT NUMBER: SP1-2407-157-5

Melanopic Flux vs. Wavelength



Melanopic Lumens: NR

M/P: 2.88

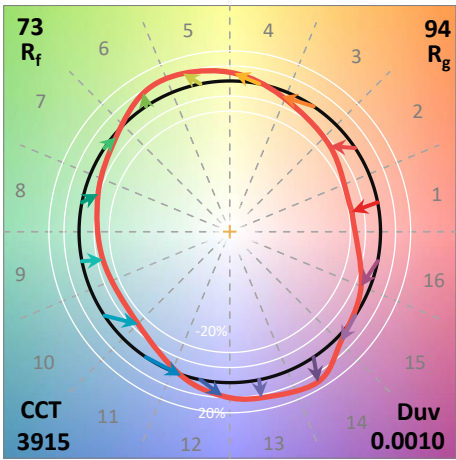
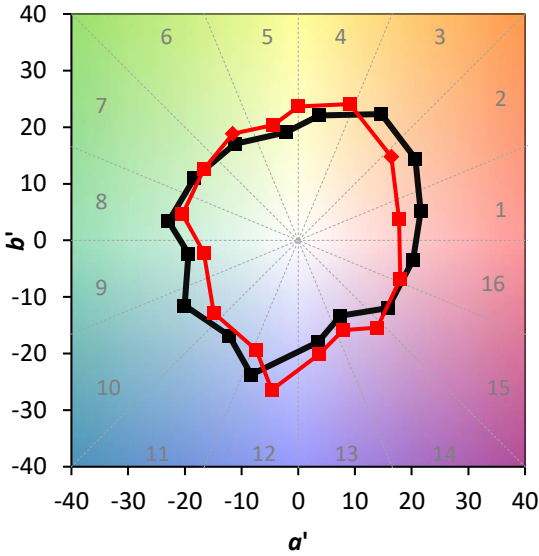
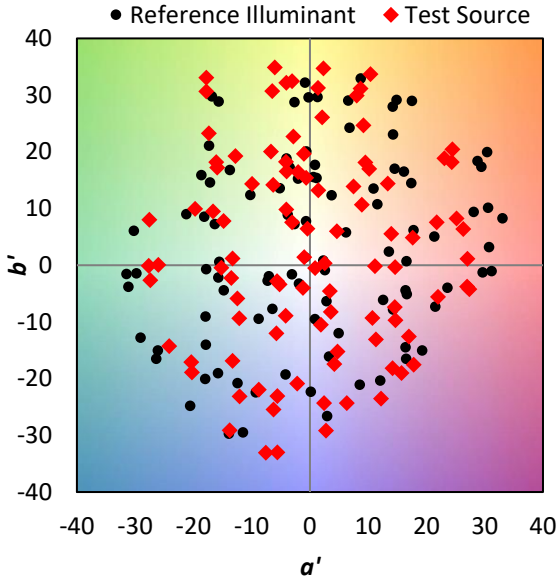
λ (nm)	Power W [^] /nm	Lumens (φ/nm)	λ (nm)	Power W [^] /nm	Lumens (φ/nm)	λ (nm)	Power W [^] /nm	Lumens (φ/nm)	λ (nm)	Power W [^] /nm	Lumens (φ/nm)	λ (nm)	Power W [^] /nm	Lumens (φ/nm)
360	0	NR	490	112	NR	620	618	NR	750	15	NR	880	0	NR
365	0	NR	495	153	NR	625	563	NR	755	13	NR	885	0	NR
370	0	NR	500	216	NR	630	510	NR	760	11	NR	890	0	NR
375	0	NR	505	291	NR	635	456	NR	765	9	NR	895	0	NR
380	0	NR	510	366	NR	640	407	NR	770	8	NR	900	0	NR
385	0	NR	515	436	NR	645	359	NR	775	7	NR	905	0	NR
390	0	NR	520	492	NR	650	316	NR	780	6	NR	910	0	NR
395	2	NR	525	536	NR	655	277	NR	785	5	NR	915	0	NR
400	4	NR	530	567	NR	660	240	NR	790	4	NR	920	0	NR
405	7	NR	535	596	NR	665	208	NR	795	4	NR	925	0	NR
410	12	NR	540	619	NR	670	179	NR	800	3	NR	930	0	NR
415	25	NR	545	644	NR	675	154	NR	805	3	NR	935	0	NR
420	51	NR	550	671	NR	680	133	NR	810	3	NR	940	0	NR
425	100	NR	555	701	NR	685	114	NR	815	2	NR	945	0	NR
430	180	NR	560	735	NR	690	98	NR	820	2	NR	950	0	NR
435	315	NR	565	768	NR	695	83	NR	825	2	NR	955	0	NR
440	514	NR	570	798	NR	700	71	NR	830	1	NR	960	0	NR
445	828	NR	575	825	NR	705	61	NR	835	1	NR	965	0	NR
450	992	NR	580	843	NR	710	52	NR	840	1	NR	970	0	NR
455	652	NR	585	848	NR	715	44	NR	845	1	NR	975	0	NR
460	382	NR	590	844	NR	720	38	NR	850	1	NR	980	0	NR
465	282	NR	595	826	NR	725	32	NR	855	1	NR	985	0	NR
470	180	NR	600	800	NR	730	28	NR	860	1	NR	990	0	NR
475	119	NR	605	762	NR	735	24	NR	865	1	NR	995	0	NR
480	101	NR	610	719	NR	740	20	NR	870	1	NR	1000	0	NR
485	98	NR	615	669	NR	745	17	NR	875	0	NR			

Summary

$R_f = 73.2$
 $R_g = 93.9$
 $CIE R_a = 71.0$
 $R_g = -38.4$



Color Vector Graphics

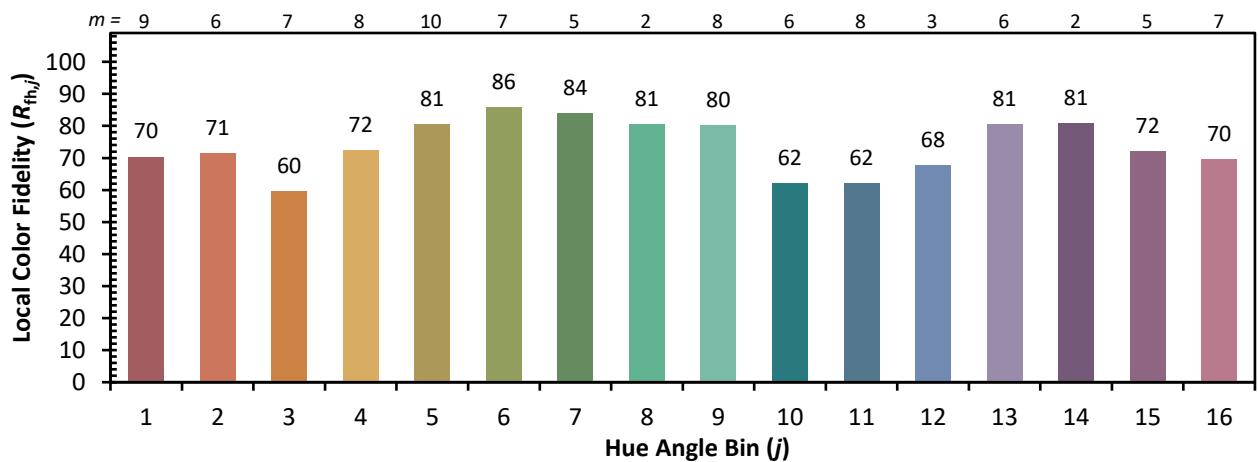
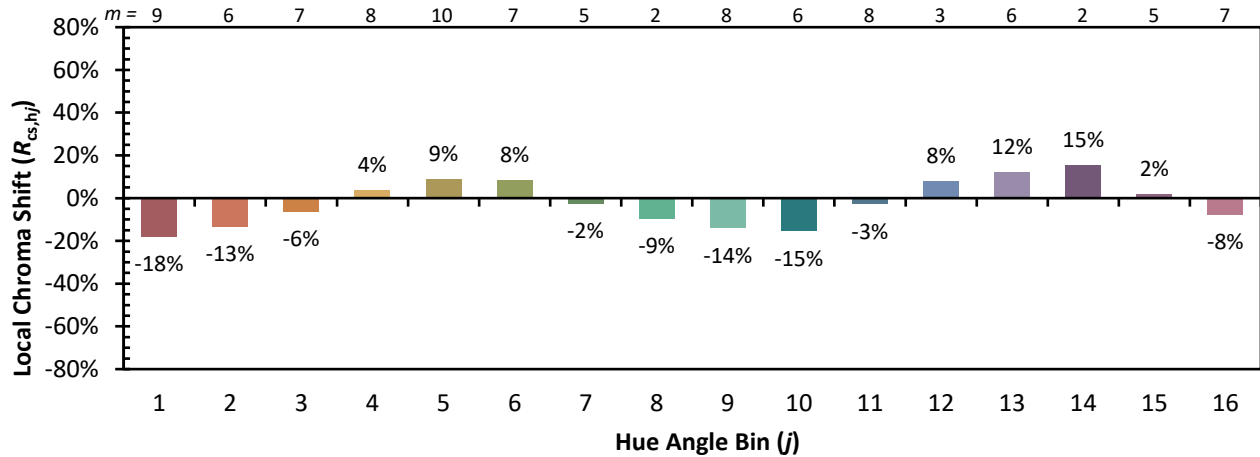


Individual Sample Fidelity Index ($R_{f,i}$)

CES01 = 85	CES26 = 61	CES51 = 88	CES76 = 50
CES02 = 61	CES27 = 88	CES52 = 87	CES77 = 69
CES03 = 30	CES28 = 81	CES53 = 77	CES78 = 53
CES04 = 70	CES29 = 65	CES54 = 84	CES79 = 81
CES05 = 47	CES30 = 81	CES55 = 83	CES80 = 78
CES06 = 50	CES31 = 69	CES56 = 73	CES81 = 77
CES07 = 40	CES32 = 60	CES57 = 72	CES82 = 91
CES08 = 39	CES33 = 76	CES58 = 73	CES83 = 89
CES09 = 29	CES34 = 70	CES59 = 85	CES84 = 86
CES10 = 74	CES35 = 83	CES60 = 89	CES85 = 77
CES11 = 57	CES36 = 91	CES61 = 81	CES86 = 71
CES12 = 63	CES37 = 79	CES62 = 85	CES87 = 76
CES13 = 42	CES38 = 92	CES63 = 72	CES88 = 80
CES14 = 74	CES39 = 96	CES64 = 64	CES89 = 70
CES15 = 71	CES40 = 91	CES65 = 61	CES90 = 79
CES16 = 46	CES41 = 93	CES66 = 57	CES91 = 74
CES17 = 49	CES42 = 80	CES67 = 54	CES92 = 57
CES18 = 56	CES43 = 76	CES68 = 63	CES93 = 74
CES19 = 72	CES44 = 99	CES69 = 73	CES94 = 51
CES20 = 65	CES45 = 85	CES70 = 55	CES95 = 65
CES21 = 86	CES46 = 82	CES71 = 48	CES96 = 76
CES22 = 78	CES47 = 86	CES72 = 83	CES97 = 84
CES23 = 92	CES48 = 77	CES73 = 45	CES98 = 75
CES24 = 91	CES49 = 80	CES74 = 93	CES99 = 62
CES25 = 72	CES50 = 88	CES75 = 51	



Color Rendition by Hue-Angle Bin



Measure Comparisons



(END OF REPORT)